

Read the detailed guide [← here.](#)

# TMB camping guide



Get ready to pitch your tent and explore the breathtaking Tour du Mont Blanc Hike with our ultimate camping guide!



# OUR GRAND PLAN

## Campgrounds

Often located in valley floors, reservations are a good idea & sometimes you use buses to get there.

---

## Wild Camping

This is much more tricky. You'll find space near the refuges. This [app](#) helps.

**This guide is detailed in the Anti-Clockwise Direction.**



# Chamonix

## ✦ Camping Les Arolles


Camping Les Arolles is a campground nestled within Chamonix itself.

## ✦ Camping Bellevue

In Les Houches, prepare for an early trail start by staying at Camping Bellevue under the gondola.

## ✦ Refuge Miage Wild

Consider wild camping near Refuge de Miage if you take the Col de Tricot alternate route



# Les Contamines

## ✦ Camping Le Pontet

Camping Le Pontet is a large, fun campground near the La Gorge gondola with plenty of amenities.

## ✦ Nant Borrant Wild

Legal wild camping zones are available adjacent to the refuges, with potable water and toilets close by.

## ✦ Refuge de la Balme Wild

Eat the wild berry cake at Refuge de la Balme.



# Les Chapieux

## ✦ Les Chapieux


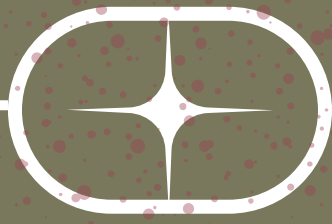
Free camping is available in the field next to the tourist office in the hamlet.

## ✦ Refuge de la Croix du Bonhomme

Legal wild camping zones are available adjacent to this refuge, with potable water and wood shaving toilets close by.

## ✦ Bus

Skip the tedious road walking by taking the bus to Les Mottets from Les Chapieux.



# Val Veny

## ✦ Camping Aiguille Noire


Our favorite camping spot in Val Veny is [Camping Aiguille Noire](#), chosen especially for its accessibility to both the trail and public transportation options.

## ✦ Camping Monte Blanc La Sorgente

This [campsite](#) is furthest from trail but serene.

## ✦ Camping Hobo

Nestled right next to Camping Aiguille Noire, [Camping Hobo](#) offers a warm welcome to TMB campers with its more rustic charm.



# Val Ferret

## ✦ Bonatti ✖



There's no camping up high on trail, so you'll take a side trail down to the valley (45 min to Bonatti) or utilize bus connections.

## ✦ Camping Grandes Jorasses

Located just 3.5 miles from Courmayeur in Plampincieux, [Camping Grand Jorasses](#) offers a convenient camping choice, easily accessible by the local #924 bus.

## ✦ Camping Tronchey

Basic, but this [campground](#) is next to a bus stop.



# La Fouly


## ✦ Directly on TMB Route

This popular campground is directly on the trail.

## ✦ Camping des Glaciers

Despite its initial hustle with a lively crowd of families and RVs, [Camping des Glaciers](#) offers serene, shaded sites with stunning views, riverside tranquility, and convenient amenities, all within a short walk from the town center's restaurants and stores.





# Champex-Lac





## Camping les Rocailles

Camping Les Rocailles sits at the edge of Champex, a brief 20-minute stroll beyond the town center



## Relais d'Arpette

The Relais d'Arpette campground suits hikers taking the next day's Fenêtre d'Arpette variant, as it's off the main TMB route.





# Col de la Forclaz

## ✦ Hotel Col de la Forclaz

This [hotel](#) has a field for campers and you can access their shop, showers, food and toilets.

## ✦ Le Peuty Camping

You can camp in a field near the [Refuge le Peuty](#) and it's pretty cheap but with limited services.




# Tré-le-Champ & Argentière

## ✦ La Boerne Table and Auberge

Half board options at this bivouac area with great views. No pets. Reservations required in [glamping and Argentière campground](#).

## ✦ Camping du Glacier

[Camping du Glaciers in Argentière](#) is highly praised for being a spacious campsite with a wealth of fantastic facilities. It's 25 minutes off the trail.



# Refuge La Flégère

## ✦ Refuge La Flégère

This [refuge](#) has a space for campers to bivouac and you can buy food and drinks from the refuge.

## ✦ Camping de la Mer de Glace (Les Praz)

You can take the [Flegere cable car](#) down to the town of Les Praz and stay at the [Camping de la Mer de Glace campground](#). It's a 15 min walk from the gondola station.

# CONTACT

[www.cravetheplanet.com](http://www.cravetheplanet.com)

**EMAIL** [cravetheplanet@gmail.com](mailto:cravetheplanet@gmail.com)

